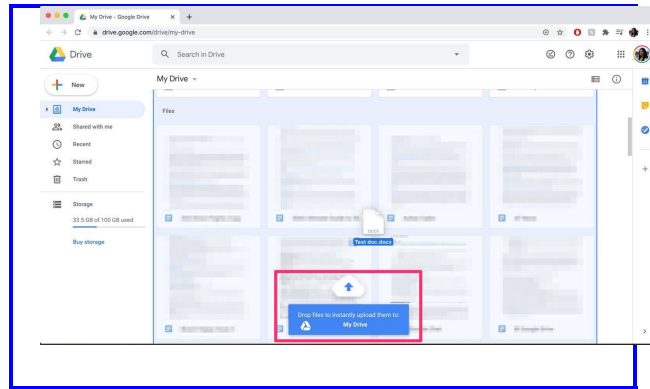


\*If your company or the winery has vintage-specific labels already available on a website, please navigate to the label image for the proposed wine sample and copy that URL link into the Google Form of Syndicat des Bordeaux.

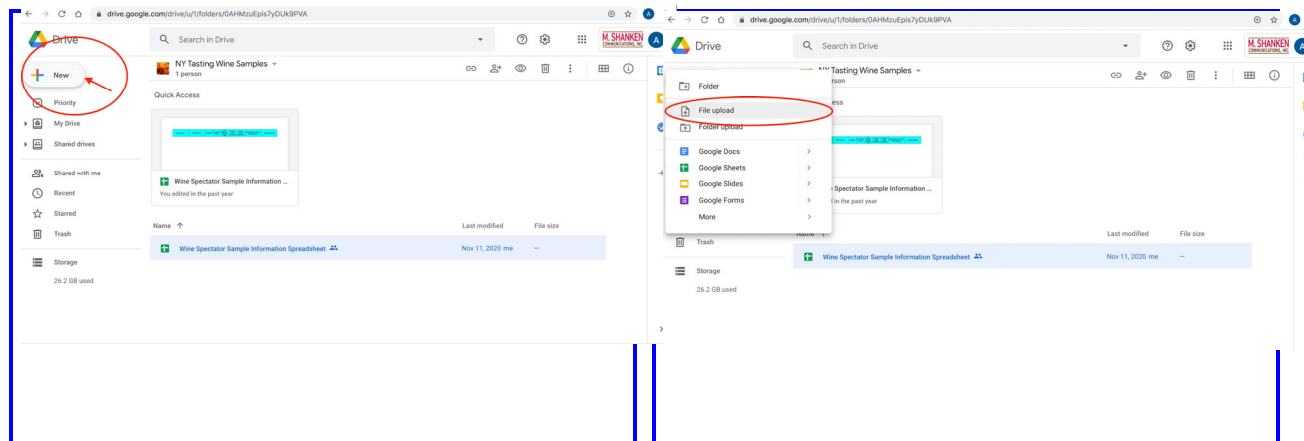
\*If label images are not already available on a website, please upload the label image for the proposed wine sample to a Google Drive and copy the label image URL link into the Google Form of Syndicat des Bordeaux. Instructions to create shared URLs via a Google Drive are below.

**INSTRUCTIONS:**

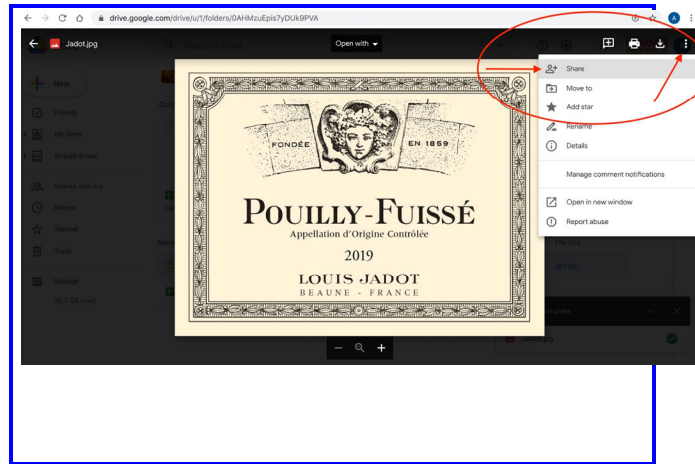
- 1) On your internet browser, go to Google Drive ([www.drive.google.co](http://www.drive.google.co))
- 2) Upload a label image to your drive using one of two methods:
  - 2a) Drag and drop the label image into your drive.



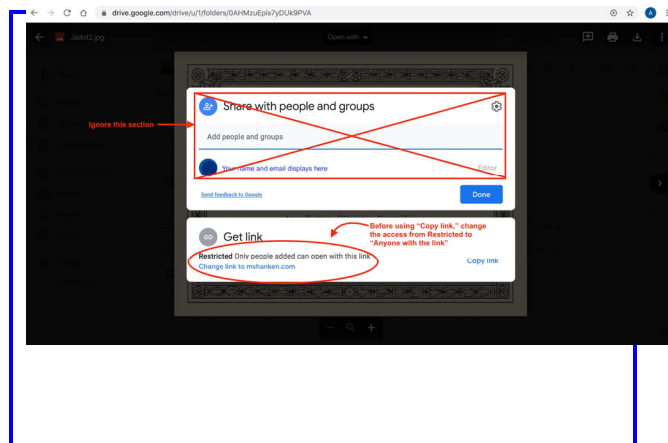
- 2b) Use the "+ New" button.



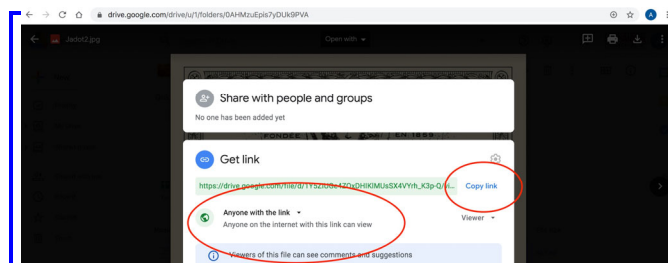
- 3) Once the upload is complete, open the file.
- 4) Click the icon with three dots arranged vertically, then click "Share."

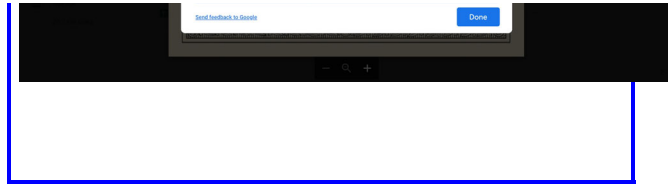


5) Ignore the Share option titled, "Share with people and groups." Instead, create a shareable



6) Make sure access to the link is not "Restricted." Access needs to be set to "Anyone with the





7) When proper access is set, use the "Copy Link" button to generate a URL and paste this URL into the Google Form of Syndicat des Bordeaux.